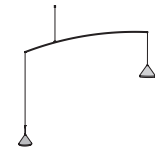


CONTRAPPESO



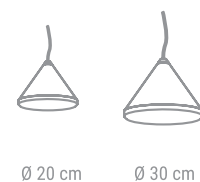
UN CONTRAPPESO IN MARMO O ACCIAIO MANTIENE IN POSIZIONE IL CORPO ILLUMINANTE. AVVOLGENDO IL CAVO ALLA BITTA POSIZIONATA SUL CONTRAPPESO È POSSIBILE REGOLARE IN ALTEZZA LA FONTE LUMINOSA. SPOSTANDO IL CONTRAPPESO, LA FONTE LUMINOSA RUOTA ATTORNO AL PUNTO DI SOSPENSIONE CONSENTENDO DI RAGGIUNGERE PUNTI LONTANI DALLA PRESA ELETTRICA.

A marble or steel counterweight keeps the lighting fixture in position. By winding the cable around the bitt on the counterweight it is possible to adjust the height of the lighting fixture. Moving the counterweight, the light source rotates around the suspension point, allowing points further away from the electrical output to be reached.

Un contrepoids en marbre ou en acier maintient le corps lumineux en position. Il est possible de régler la hauteur du corps lumineux en enroulant le câble autour de la borne positionnée sur le contrepoids. En déplaçant le contrepoids, la source lumineuse tournera autour du point de suspension, permettant ainsi d'atteindre des points éloignés de la prise électrique.

Ein Gegengewicht aus Marmor oder Stahl hält den Leuchtkörper in Position. Wenn man den Kabel um den Poller auf dem Gegengewicht wickelt, kann man die Höhe des Leuchtkörpers einstellen. Durch Verlegung des Gegengewichts dreht sich die Lichtquelle um den Schwebepunkt und so können auch die von der Steckdose entfernten Punkte erreicht werden.

Un contrapeso de mármol o acero mantiene la luminaria en su sitio. Enrollando el cable alrededor del bolardo del contrapeso, se puede ajustar la altura de la luminaria. Moviendo el contrapeso, la fuente de luz gira alrededor del punto de suspensión, lo que permite llegar a lugares alejados de la toma de corriente.



Led Module: SMD LED
MOUNTED ON MODULE CLE 160 mm. ADV4
Lumen: 3100 lm
Power: 650 mA
INPUT: 220 - 240 V | 50/60 Hz
Color temperature: 3000 K
Dimming range 1 - 100 %
CRI: >80



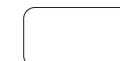
Led Module: SMD LED
MOUNTED ON MODULE CLE 315 mm. ADV4
Lumen: 4200 lm
Power: 900 mA
INPUT: 220 - 240 V | 50/60 Hz
Color temperature: 3000 K
Dimming range 1 - 100 %
CRI: >80

FINITURE/FINISHES

struttura / structure



acciaio verniciato
painted steel



C12
bianco
white



C21
seta
silk



C23
corda
ecru



C30
ghisa
cast-iron



C14
antracite
anthracite



C08
nero
black



C29
bronzo
bronze

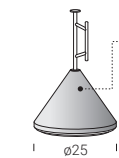


C37
rame
copper




C38
titanio
titanium

basamento / basement



marmo
marble



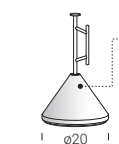
Z01
bianco Carrara
white Carrara



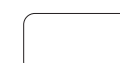
Z02
nero Marquía
black Marquía



Z03
verde Alpi
Alpi green



acciaio verniciato
painted steel



C12
bianco
white



C21
seta
silk



C23
corda
ecru



C30
ghisa
cast-iron



C14
antracite
anthracite



C08
nero
black



C29
bronzo
bronze



C37
rame
copper



C38
titanio
titanium

DIMENSIONI/DIMENSIONS

verificare a listino geometrie e finiture
check geometries and finishes in the price list

